

ELECTRICAL SERVICES

LOT 263, #49 GORDON STREET, KONDININ

prepared by ALPHAZETA GROUP

POWER LEGEND

- PERMANENTLY CONNECTED ISOLATOR
20A/1PH DENOTE CURRENT RATING
20A SINGLE PHASE
- 10A DOUBLE SWITCHED SOCKET OUTLET
MOUNTING HEIGHT TO BE 300 MM AFFL
OTHERWISE STATED
AB DENOTE ABOVE BENCH
INSTALLATION
- GENERAL POWER OUTLET
CM DENOTES CEILING MOUNTED
EF DENOTES EXHAUST FAN
- EXISTING DB TO BE MODIFIED TO
SUIT NEW INSTALLATION
REQUIREMENTS AND INCORPORATE
EMERGENCY LIGHT TEST FACILITY

NOTE: MOUNTING HEIGHT SHALL BE 300MM AFFL OTHERWISE
MOUNTING HEIGHT NOTED BESIDE OF SYMBOL

SWITCHING & CONTROLS

- SWITCH WITH WIRE
- 90° MOTION SENSOR
- 360° MOTION SENSOR
- PHOTO CELL SWITCH

LIGHTING LEGEND

- NEW SWITCH & SWITCH WIRE
- NEW 360° PIR MOVEMENT DETECTOR
- NEW 90° PIR MOVEMENT DETECTOR
- NEW RECESSED MOUNTED 30W LED LUMINAIRE C/W
EFFICIENT IP44 REFLECTOR, COLOR TEMPERATURE
4000K, 1200 X 300
- NEW SURFACE MOUNTED 30W LED LUMINAIRE C/W
WRAP OFF DIFFUSER TO SUIT FOOD PROCESSING
ENVIRONMENT, COLOR TEMPERATURE 4000K, 1200 X 300
- NEW RECESSED MOUNTED 30W LED LUMINAIRE C/W
EFFICIENT PRISMATIC REFLECTOR, COLOR TEMPERATURE
4000K, 1200 X 300
- NEW WALL MOUNTED 30W LED LUMINAIRE C/W
MOUNTING ACCESSORIES, IP65, COLOR TEMPERATURE
4000K, 1200 X 300
- NEW WALL MOUNTED LIGHT IP65, EVOLVE SM SPOT
BLACK, IP65 MR16 GU5.3 WITH SORAA 9W LED LAMP
AND 12V TRANSFORMER
- NEW WALL MOUNTED LIGHT EVOLVE SM IP54 ROUND
BLACK SURFACE MOUNTED 30W LED WALL LIGHT
- NEW EAVES SOFFIT MOUNTED LIGHT EVOLVE SM IP54
ROUND BLACK SURFACE MOUNTED 30W LED
- EXISTING CEILING LIGHT TO REMAIN AND RE-LAMP,
COLOR TEMPERATURE 4000K
- NEW CEILING LIGHT TO MATCH THE EXISTING

DB LEGEND

- MOULDED CASE CIRCUIT BREAKER
CURRENT RATING AS SHOWN
- WESTERN POWER METER
- 50A ISOLATOR
CURRENT RATING AS SHOWN
- 20A ISOLATOR
CURRENT RATING AS SHOWN
RCBO WITH SENSITIVITY 30mA

EXIT & EMERGENCY LIGHTING

- NEW SINGLE POINT 10W NON-MAINTAINED
RECESSED EMERGENCY LUMINAIRE COMPLETE
WITH TESTING FACILITY

SMOKE DETECTOR

- NEW SMOKE DETECTOR
- NEW THERMAL DETECTOR

ABBREVIATIONS

- AB DEVICE LOCATED 150mm ABOVE BENCH
- AFFL ABOVE FINISHED FLOOR LEVEL
- DW DISHWASHER OUTLET MOUNTED TO REAR
PANEL OF ADJACENT CUPBOARD
(BENEATH SINK)
- FR FRIDGE GPO
- WM WASHING MACHINE & DRYER
- NTD NETWORK TERMINATION DEVICE
- EF EXHAUST FAN
- RH RANGE HOOD
- OV OVEN
- HP HOT PLATE

GENERAL NOTES

1. THE WHOLE OF THE ELECTRICAL WORKS SHALL BE IN ACCORDANCE WITH THE AS/NZS 3000 AND THE LOCAL AUTHORITIES CONDITIONS. THESE DRAWINGS SHOW DESIGN INTENT ONLY AND DOES NOT RELIEVE THE CONTRACTOR FROM COMPLIANCE.
2. ALL WORK SHALL BE CARRIED OUT BY AND UNDER THE SUPERVISION OF A LICENSED ELECTRICIAN APPROPRIATELY LICENSED FOR THE WORK THEY ARE UNDERTAKING AND FOR THE AUTHORITY HAVING JURISDICTION.
3. THESE DRAWINGS SHALL BE READ IN CONJUNCTION WITH THE ARCHITECTURAL, STRUCTURAL, MECHANICAL, HYDRAULIC AND OTHER CONSULTANTS DOCUMENTATION AND OTHER SUCH WRITTEN INSTRUCTIONS ISSUED DURING THE COURSE OF THE CONTRACT.
4. ALL DISCREPANCIES ARE TO BE REFERRED TO THE MAIN CONTRACTOR AND CONTRACT ADMINISTRATOR FOR DECISIONS BEFORE PROCEEDING WITH WORKS. FOR THE PURPOSES OF TENDERING THE DISCREPANCY WITH THE GREATER COST IS TO BE USED.
5. ALL WORKS SHALL BE CARRIED OUT IN ACCORDANCE WITH THE REQUIREMENTS OF THE LATEST NATIONAL CONSTRUCTION CODE (NCC), AUSTRALIAN STANDARDS APPLICABLE TO THE WORKS BEING UNDERTAKEN AND ALL LOCAL AUTHORITY REQUIREMENTS.
6. SUPPLY ALL MATERIALS, HIRE, EQUIPMENT AND LABOUR NECESSARY TO ENABLE AND PROVIDE A COMPLETE AND FULLY FUNCTIONAL ELECTRICAL SERVICES INSTALLATION WHICH IMPLEMENTS THE INTENT AND REQUIREMENTS OF THE SPECIFICATION AND DRAWINGS.
7. VISIT THE SITE BEFORE SUBMITTING THE FINAL TENDER PRICE TO ASSESS "ON-SITE" CONDITIONS. FAILURE TO DO SO WILL FORFEIT ANY CLAIMS FOR NOT BEING AWARE OF CONDITIONS AFFECTING THE TENDER.
8. PROVIDE TENDER PRICES WITH A DETAILED BREAKDOWN TO THE CONTRACT ADMINISTRATOR AND CONSULTANT.
9. STAGE WORKS AND COMPLY WITH THE PROGRAM OF THE MAIN CONTRACT.
10. ALL WORKS TO BE CARRIED OUT TO THE SATISFACTION OF THE CONTRACT ADMINISTRATOR.
11. SUBMIT ANY CONCERNS TO THE CONTRACT ADMINISTRATOR AS SOON AS PRACTICAL WITH A POSSIBLE SOLUTION IN THE FORM OF WRITTEN APPLICATION AND SKETCHES. THE SKETCHES MUST HAVE LEVELS INCLUDED TO INDICATE POINT OF EVIDENCE OF CO-ORDINATION.
12. DRAWINGS INDICATE EXISTING SERVICES SURROUNDING AND WITHIN THE SITE AND HAVE BEEN PREPARED FROM AVAILABLE RECORDS AND SITE INVESTIGATIONS. ALLOW TO OBTAIN AVAILABLE RECORD DOCUMENTATION AND CLEARANCE REQUIREMENTS FROM THE LOCAL AUTHORITY OF THEIR SERVICES PRIOR TO COMMENCEMENT OF WORKS. ALLOW TO EXCAVATE AND EXPOSE EXISTING SERVICES TO VERIFY EXACT LOCATIONS AND LEVELS PRIOR TO COMMENCEMENT OF WORKS. CONTACT THE CONTRACT ADMINISTRATOR IF THE SERVICE INDICATED DIFFER FROM THAT SHOWN.
13. ON PRACTICAL COMPLETION PROVIDE WORK AS-BUILT DRAWINGS. AS BUILT DRAWINGS ARE TO BE SUPPLIED IN CAD AND PDF FORMAT AND SUPPLIED TO THE CONTRACT ADMINISTRATOR AND CONSULTANT.
14. PAY ALL NECESSARY FEES AND CHARGES TO THE LOCAL AUTHORITIES. CO-ORDINATE WITH THE LOCAL AUTHORITY, SUBMIT NECESSARY APPLICATIONS AND OBTAIN ALL NECESSARY PERMITS, APPROVALS AND CERTIFICATIONS REQUIRED FOR THE WORKS ASSOCIATED WITH AND TO THE INSTALLATION. SUBMIT ALL APPROVALS TO THE CONTRACT ADMINISTRATOR.
15. TEST ALL SERVICES REQUIRED BY THE LOCAL AUTHORITY, RELEVANT AUSTRALIAN STANDARD AND CODES. PROVIDE ALL TEST DATA AND REPORTS TO THE CONTRACT ADMINISTRATOR. UNDERTAKE TESTING OF CONCEALED SERVICES PRIOR TO CONCEALMENT. RECTIFY ANY FAILURES IMMEDIATELY.
16. ALL MATERIALS SHALL BE NEW AND CONFORM WITH THE RELEVANT AUSTRALIAN STANDARD.
17. ALL MANUFACTURED COMPONENTS SHALL BE INSTALLED TO THE MANUFACTURER'S REQUIREMENTS.
18. ALL DIMENSION SHOWN SHALL BE VARIED BY THE CONTRACTOR ON SITE. ENGINEERS DRAWINGS SHALL NOT BE SCALED FOR DIMENSIONS.
19. THE CONTRACTOR SHOULD REPORT ANY DISCREPANCY ON THE DRAWINGS TO THE ENGINEER RESPONSIBLE FOR THE DESIGN BEFORE PROCEEDING WITH THE WORK.

POWER SERVICE NOTES

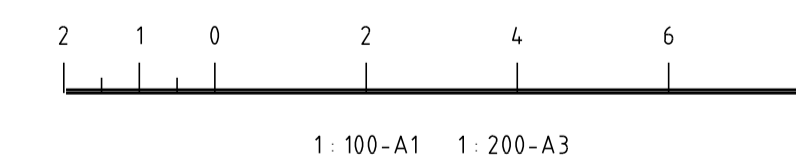
1. THE ELECTRICAL SUB-CONTRACTOR SHALL CARRY OUT THE FOLLOWING WORKS:
 - MODIFICATION OF EXISTING SWITCHBOARD TO SUIT NEW REQUIREMENT
 - SUPPLY AND INSTALLATION OF INTERNAL LUMINARIES AND CONTROLS AS SPECIFIED ON DRAWINGS
 - SUPPLY AND INSTALLATION OF EXTERNAL LUMINARIES AND CONTROLS AS SPECIFIED ON DRAWINGS
 - SUPPLY AND INSTALLATION OF EXHAUST FANS AS PER DRAWING
 - SUPPLY AND INSTALLATION OF SOCKET OUTLETS AS SHOWN ON THE DRAWINGS
 - SUPPLY AND INSTALLATION OF CABLE TRAYS/BASKETS SYSTEMS
 - THE ELECTRICAL CONTRACTOR SHALL ALLOW TO TEST AND TAG ALL PERMANENTLY CONNECTED CLIENT SUPPLIED APPLIANCES TO THE REQUIREMENTS OF AS3760 AND LEAVE PLUGGED INTO THE OUTLET READY FOR SERVICE.
 - PROVIDE EARTHING IN ACCORDANCE WITH AS 3000: 2007
 - LABELING SHALL BE PROVIDED AS PER AS 3000 AND WA ELECTRICAL REQUIREMENT.
 - PROVIDE COMMUNICATIONS EARTHING AS PER AS/ACIF 5009: 2013
2. CABLE ROUTE SHOWN IS INDICATIVE ONLY. CONTRACTOR SHALL CO-ORDINATE ON SITE TO AVOID ANY CLASH WITH OTHER SERVICES.
3. ALL ELECTRICAL WORKS SHALL CONFORM TO AS 3000, W.A.E.R AND BCA PART J6.
4. LOCATE ALL GPO'S DEDICATED FOR APPLIANCES TO SUIT THE APPLIANCE. ALLOW TO PROVIDE 3 OFF ADDITIONAL SPARE DGPO ON THE DEDICATED CIRCUITS AS SPARE FOR FUTURE. LOCATION TO BE NOMINATED ON SITE.

SMOKE DETECTION & ALARM

- THE FIRE DETECTION AND ALARM SYSTEM ARE TO BE PROVIDED IN:
- AS 3786 SMOKE ALARMS ARE TO BE PROVIDED AND LINKED TO EXISTING ALARM SYSTEM

DRAWING SCHEDULE

- AZ17029-E00 COVER SHEET, LEGEND AND SPECIFICATION NOTES
- AZ17029-E01 FLOOR PLAN - LIGHTING, EMERGENCY LIGHTING AND SMOKE DETECTOR LAYOUT
- AZ17029-E02 FLOOR PLAN - POWER LAYOUT



AMENDMENTS / REVISION			AMENDMENTS / REVISION		
Revision No	Description	Date	Revision No	Description	Date
A	TENDER ISSUE	29.06.2017			
B	REVISED TENDER ISSUE	17.07.2017			

ARCHITECT

Rosalie
Pech Eva
Architect

CLIENT

KONDININ CRC
COMMITTEE & SHIRE

CONSULTANT

ALPHAZETA GROUP
Suite 22, Level 10, 68 St Georges Terrace
Perth, Western Australia, 6000
Phone: + 61 8 63115577
Email: cad@alphazetagroup.com.au
www.alphazetagroup.com.au

PROJECT NAME

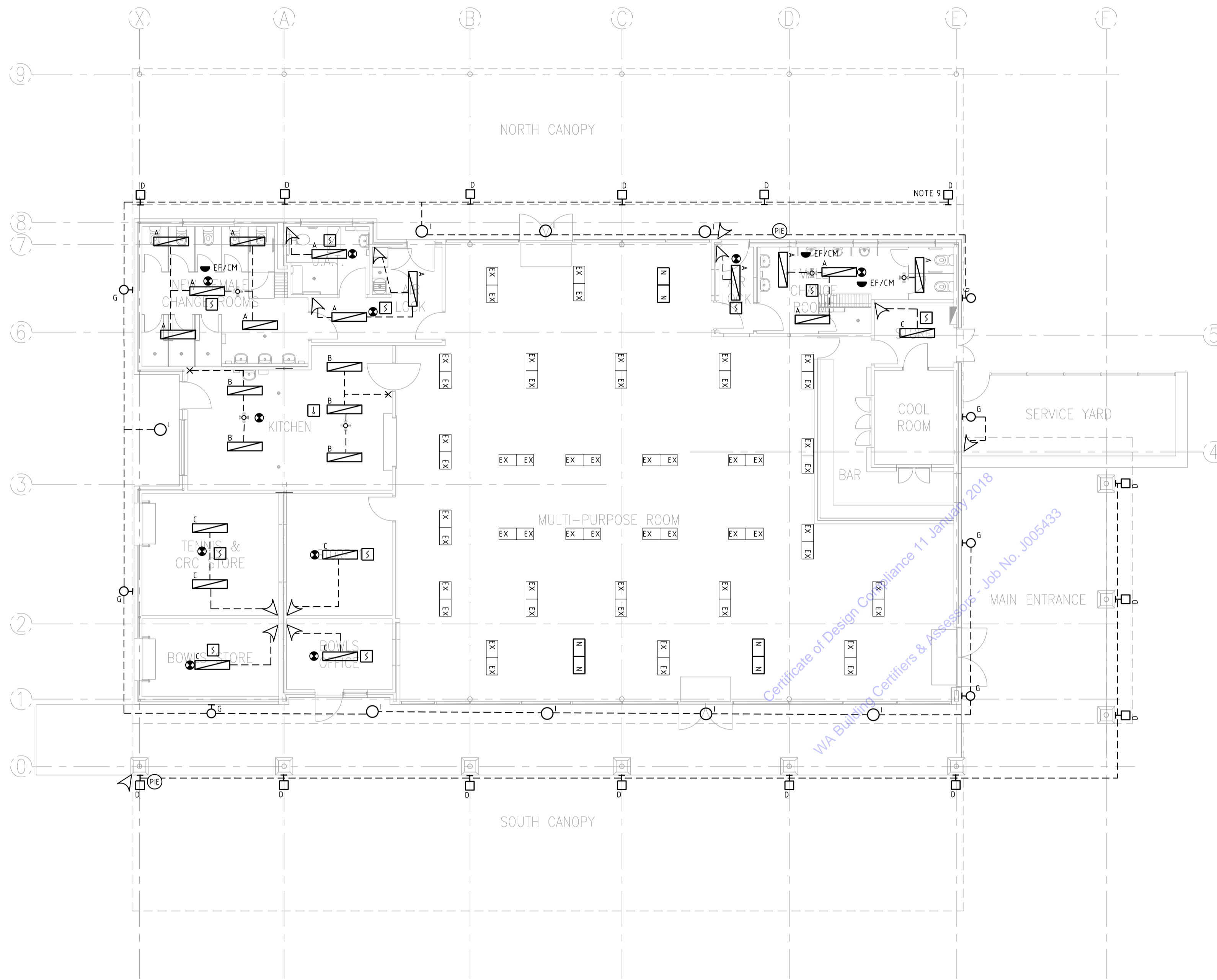
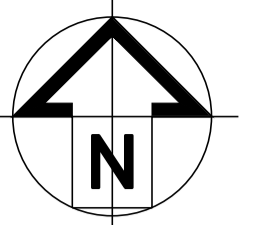
KONDININ CRC UPGRADE
LOT 263, #49 GORDON ST, KONDININ

TENDER ISSUE
NOT TO BE USED FOR CONSTRUCTION PURPOSES

TITLE

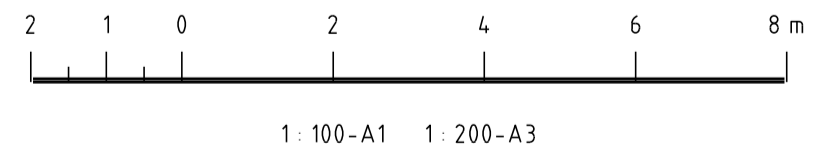
ELECTRICAL SERVICES
COVER SHEET, LEGEND AND SPECIFICATION NOTES

DRAWN GCD	CHECKED IFG	APPROVED IFG	DATE MAR' 17	SCALE 1:100 @ A1
PROJECT NO. AZ17029	DRAWING NO. AZ17029-E00	REV. NO. B		



LIGHTING NOTES

- 1 THE ELECTRICAL CONTRACTOR SHALL CO-ORDINATE WITH THE LATEST ARCHITECTURAL DRAWINGS AND WITH ALL OTHER TRADES WHEN CARRYING OUT WORKS
- 2 THE ELECTRICAL CONTRACTOR SHALL SUPPLY AND INSTALL EMERGENCY LUMINAIRES AND EXIT SIGNS TO COMPLY WITH THE REQUIREMENTS OF AUSTRALIAN STANDARD AS 2293 INCLUDING TESTING FACILITY
- 3 EXISTING EXIT SIGN WITH "EXIT" IMAGE SHALL BE REPLACED BY NEW RUNNING MAN SYMBOL IF IT IS REQUIRED
- 4 EMERGENCY LIGHTING, EXIT AND DIRECTIONAL SIGNAGE SHALL BE PROVIDED IN ACCORDANCE WITH PART E4 OF THE BCA DTS PROVISIONS
- 5 THE ELECTRICAL CONTRACTOR SHALL SUPPLY AND INSTALL INTERNAL AND EXTERNAL LIGHTING & ASSOCIATED SWITCHING PROVIDE MANUAL SWITCH, MOTION SENSOR AS PER DRAWING
- 6 ALL NEW LIGHT SWITCHES SHALL BE LOCATED BETWEEN 900 AND 1100mm ABOVE THE FLOOR AS WELL AS BEING NOT LESS THAN 500mm AWAY FROM INTERNAL CORNERS OR OTHER OBSTRUCTIONS
- 7 THE TOILET EXHAUST FANS SHALL BE LINKED TO TOILET SENSOR
- 8 THE EXTERNAL LIGHTING SHALL BE CONTROLLED BY MOTION SENSOR AND PHOTO CELL SWITCH
- 9 TYPE D UPLIGHT FOR FASCIA TO BE INSTALLED IN 2200MM AFFL, THE CABLING SHALL BE RETICULATED IN STEEL COLUMN WITHOUT VISABLE WIRING



AMENDMENTS / REVISION		
Revision No	Description	Date
A	TENDER ISSUE	29.06.2017
B	REVISED TENDER ISSUE	17.07.2017

AMENDMENTS / REVISION		
Revision No	Description	Date

ARCHITECT

Rosalie Pech Eva Architect

CLIENT

KONDININ CRC COMMITTEE & SHIRE

CONSULTANT



ALPHAZETA GROUP
 Suite 22, Level 10, 68 St Georges Tce
 Perth, Western Australia, 6000
 Phone: + 61 8 63115577
 Email: cad@alphazetagroup.com.au
 www.alphazetagroup.com.au

PROJECT NAME

**KONDININ CRC UPGRADE
 LOT 263, #49 GORDON ST, KONDININ**

TENDER ISSUE
 NOT TO BE USED FOR CONSTRUCTION PURPOSES

TITLE

**ELECTRICAL SERVICES
 LIGHTING, EMERGENCY LIGHTING
 SMOKE DETECTOR LAYOUT**

DRAWN GCD	CHECKED IFG	APPROVED IFG	DATE MAR' 17	SCALE 1:100 @ A1
PROJECT NO. AZ17029	DRAWING NO. AZ17029-E01	REV. NO. B		


Aug 10, 2017 - 5:56pm I:\Projects\A17029 - Kondinin Community Recreation Centre\CAD\A17029 - E02.dwg



Certificate of Design Compliance 11 January 2018
WA Building Certifiers & Assessors - Job No. J005433

POWER NOTES

- 1 THE ELECTRICAL CONTRACTOR SHALL CO-ORDINATE WITH THE LATEST ARCHITECTURAL DRAWINGS AND WITH ALL OTHER TRADES WHEN CARRYING OUT WORKS
- 2 THE ELECTRICAL CONTRACTOR SHALL REFER TO THE ELECTRICAL DRAWINGS FOR THE LOCATION, HEIGHT, AND MOUNTING HEIGHTS OF ALL SOCKET OUTLETS AND PERMANENTLY CONNECTED APPLIANCES.
- 3 PROVIDE INDIVIDUAL SUBCIRCUIT TO KITCHEN EQUIPMENT POWER AND A.C. IT IS THE CONTRACTOR RESPONSIBILITY TO COORDINATE WITH OTHER TRADES FOR THE POWER OUTLET PROVISION
- 4 CONNECT A MAXIMUM QUANTITY OF EIGHT (8) OFF DOUBLE GPOs ON A SUB-CIRCUIT
- 5 PRIOR TO INSTALLATION OF ALL POWER CABLES, THE CONTRACTOR SHALL VERIFY THE CABLES ARE NOT OVERDOSED AND NOT EXCEED MAXIMUM VOLTAGE DROP.
- 6 THE ELECTRICAL CONTRACTOR SHALL MODIFY THE EXISTING DB AND PROVIDE NEW BREAKERS AND ASSOCIATED CABLING TO SUIT NEW POWER REQUIREMENTS
- 7 PROVIDE EXTERNAL LIGHTING CONTROL AND EMERGENCY LIGHTING TEST SWITCH
- 8 THE ELECTRICAL CONTRACTOR SHALL COORDINATE WITH MECHANICAL CONTRACTOR FOR THE A.C POWER
- 9 PROVIDE A NEW DB AS PER SINGLE LINE DIAGRAM, RE-DIRECT AND RE-TERMINATE ALL EXISTING SERVICES BACK TO THE NEW DB
ALTERNATIVELY, RE-USE EXISTING DB AND MODIFICATION OF THE EXISTING DB TO ACCOMMODATE THE NEW POWER REQUIREMENTS IS PERMITTED



AMENDMENTS / REVISION		
Revision No.	Description	Date
A	TENDER ISSUE	29.06.2017
B	REVISED TENDER ISSUE	17.07.2017
C	REVISED TENDER ISSUE	30.08.2017

ARCHITECT
Rosale Pech Eva Architect

CLIENT
KONDININ CRC COMMITTEE & SHIRE

CONSULTANT
ALPHAZETA GROUP
ALPHAZETA
Suite 22, Level 10, 68 St Georges Ter
Perth, Western Australia, 6000
Phone: + 61 8 6311 1577
Email: cad@alphazetagroup.com.au
www.alphazetagroup.com.au

PROJECT NAME
KONDININ CRC UPGRADE
LOT 283, #49 GORDON ST, KONDININ

TENDER ISSUE
NOT TO BE USED FOR CONSTRUCTION PURPOSES

TITLE
ELECTRICAL SERVICES
POWER LAYOUT

DRAWN GDD	CHECKED IFG	APPROVED IFG	DATE MAR 17	SCALE 1:100 @ A1	REV. NO. C
--------------	----------------	-----------------	----------------	---------------------	---------------

PRODUCT NO. AZ17029 DRAWING NO. AZ17029-E02