

CLIENT NAME: Kondinin Community Recreation Council Inc.

PROJECT NAME: H49, Lot 263 Gordon Street, Kondinin WA
KONDININ COMMUNITY RECREATION CENTRE
(Adds & Alts)

RPEA PROJECT NO.: 2016-0004

REVISION: -

ISSUE: CONTRACT
DOCUMENTATION
For CLIENT APPROVAL

DATE: 01/12/2017

NOTES:

1. Contractor is responsible for quantities for all items as indicated on drawings, schedules and specifications.
2. Refer any discrepancies to Superintendent.
3. Contractor is responsible for submitting samples of all identified items for review and approval by the Superintendent.
4. Materials & Finishes Schedules should be read completely with Cover, Legend and Schedule intact and unseparated.
5. To be read in conjunction with Furniture, Fittings/Fixtures & Equipment Schedule, Specification & Drawing Package. Refer to drawings for extents.
6. Abbreviations:
 - AWTA - Australian Wool Testing Authority
 - CTA - Commercial Textile Authority
 - E0 board - Zero Emission Substrate
 - GECA - Good Environmental Choice Australia
 - HMR - High Moisture Resistant
 - VOC - Volatile Organic Compound
 - NA - Not Applicable
 - TBC - To Be Confirmed
 - NIC – Not in Contract
7. All specified material and finish products are used as a guide. They may be substituted for similar products in appearance & equivalent in function, quality, performance etc. to the approval of the Superintendent. **All proposed substitutions to be highlighted in tender submissions for approval by the Superintendent**

MATERIALS & FINISHES MATERIALS & FINISHES LEGEND








IMAGE (Indicative Only)	CODE	DESCRIPTION	FINISH/COLOUR	MANUFACTURER / SUPPLIER	COMMENTS	URL - WEBSITE
* or equal approved, Builder to price selection and seek approval for all alternatives.						
	BC1	BRUSHED CHROME Metal finish	Chrome plate brushed			
	BR1	BRICKS Type: Face Brick Laying: Stretcher Bond Mortar: Rolled Joints	Brick: SymmetryRed Smooth Mortar: grey	Midland Brick	Allow for Brick manufacture time	https://www.midlandbrick.com.au/Shop/Product/Bricks/Midland%20Reds/Red%20Smooth/2632/3029/6038/2876/Cored?mbclD=ST0401C
	BR2	BRICKS Type: Face Brick Laying: Stack Bond Mortar: Rolled Joints	Brick: SymmetryRed Smooth Mortar: grey	Midland Brick	Allow for Brick manufacture time	https://www.midlandbrick.com.au/Shop/Product/Bricks/Midland%20Reds/Red%20Smooth/2632/3029/6038/2876/Cored?mbclD=ST0401C
NA	BT1	BITUMEN DRIVEWAY & SERVICE YARD Type: Sprayed surface	Natural Black		Refer Site Plan for extent NIC (Owners reference only)	
	CA1	CLADDING 9mm Exo Tec Fibre Cement Façade Panel	Expressed Joint Soffit System - Painted	James Hardie	Refer Elevations	http://www.jameshardie.com.au/products/commercial-facades/exotec-facade-panel-and-fixing-system/
	CB1	FENCE & GATE Colorbond Neetascreen panels, posts, rails & capping	Dune	Dulux / Lysaght	Refer Elevations	http://colorbond.com/colour/fencing/dune
	CB2	ROLLER DOORS Colorbond Roller Doors	Dune	Dulux / Lysaght	Refer Elevations	http://colorbond.com/colour/fencing/dune
	CC1	CEILING CORNICE Gyprock Cove 90mm cornice	Painted	CSR Gyprock	Refer Ceiling Plan & Finishes Legend	http://www.gyprock.com.au/Pages/Products/Cornice/Cove.aspx



IMAGE (Indicative Only)	CODE	DESCRIPTION	FINISH/COLOUR	MANUFACTURER / SUPPLIER	COMMENTS	URL - WEBSITE
* or equal approved, Builder to price selection and seek approval for all alternatives.						
	CC2	CEILING CORNICE Architectural Z Shadow Bead	NA	Trim-tex	Refer Ceiling Plan & Finishes Legend	http://www.trim-tex.com/products/overview/commercial-beads/shadow-reveal-beads/architectural-z-shadow-bead/
NA	CG1	CEILING SHEETING 10mm Sheetrock Plasterboard	Painted	USG Boral	Refer Ceiling Plan & Finishes Legend	https://www.usgboral.com/en_au/products/interior-linings/sheetrock-plasterboard/sheetrock-ceiling-board.html
NA	CG2	CEILING SHEETING 13mm Sheetrock Plasterboard	Painted	USG Boral	Refer Ceiling Plan & Finishes Legend	https://www.usgboral.com/en_au/products/interior-linings/sheetrock-plasterboard/sheetrock-ceiling-board.html
	CG3	CEILING SHEETING 12.5mm Echostop Perforated Plasterboard	Painted	USG Boral	Refer Ceiling Plan & Finishes Legend	https://www.usgboral.com/en_au/products/ceilings/acoustic-panels-and-ceiling-tiles/echostop-perforated-plasterboard.html
NA	CG4	CEILING SHEETING 13mm Wetstop Technical Board	Painted	USG Boral	Refer Ceiling Plan & Finishes Legend	https://www.usgboral.com/en_au/products/interior-linings/technical-boards/wet-area-board.html
	CT1	CARPET TILES Feltex carpets 500 x 500mm Alignment 100% nylon multilevel loop pile tile	Mangrove 9100	Godfrey Hirst Carpets	Lay carpet tile in brick pattern	https://www.godfreyhirst.com/au/commercial/product/alignment?colour=14581&room=665&option=596
	E1	EAVES LINING 9mm Exo Tec Fibre Cement Façade Panel	Expressed Joint Soffit System - Painted	James Hardie	Refer Ceiling Plan & Finishes Legend	http://www.jameshardie.com.au/products/commercial-facades/exotec-facade-panel-and-fixing-system/
NA	E2	EAVES LINING 13mm Fibrerock Technical Board	Painted	USG Boral	Refer Ceiling Plan & Finishes Legend	https://www.usgboral.com/en_au/products/interior-linings/technical-boards/fiberock-aqua-tough-multi-performance-gypsum-board.html
	EX1	Exposed Aggregate Concrete	'Esperance'	Boral	Refer Site Plan for extent NIC (Owners reference only)	www.boral.com.au/products/concrete/decorative/exposed/exposed-concrete
NA	FFA	PAINT FINISH Flat Finish Acrylic paint type		DULUX		
NA	FGE	PAINT FINISH Full Gloss Enamel paint type		DULUX		











IMAGE (Indicative Only)	CODE	DESCRIPTION	FINISH/COLOUR	MANUFACTURER / SUPPLIER	COMMENTS	URL - WEBSITE
* or equal approved, Builder to price selection and seek approval for all alternatives.						
	FS1	FEATURE SCREEN Feature Screen panel	Laser cut Corten steel, natural weathering rusted steel finish		Refer to Architectural drawings for panel layout of laser cut design	
	FT1	FLOOR TILE Waringa Floor Tile - 300x300mm R11 porcelain tile	Grey Micro Rock	Johnson Tiles	Refer to Floor Plan Grout colour to match tile colour	http://johnsontiles.com.au/product/waringa-vitrified/
	GF1	WINDOW VISUAL STRIP 70mm strip fixed across all full height glazing	Dusted Crystal	3M	Refer to Door & Window Schedule	
	LA1	LAMINATE Prefinished melamine board	Laminex Brushed Stainless Steel HPL Laminate 705011	LAMINEX	Cabinet plinth	http://www.laminex.com.au/products
	LA2	LAMINATE White melamine board	White Melamine	LAMINEX	Cabinet carcass with ABS edging to match	http://www.laminex.com.au/products
	LSA1	PAINT COLOUR Weathershield Low Sheen Acrylic exterior paint type	Colorbond Dune	DULUX	Refer to Elevations Exterior cladding and exterior doors & frames	https://www.dulux.com.au/colour/colorbond-dune
	LSA2	PAINT COLOUR Weathershield Low Sheen Acrylic exterior paint type	Water Rock	DULUX	Refer to Elevations	https://www.dulux.com.au/specifier/colour/water-rock
	LSA3	PAINT COLOUR Weathershield Low Sheen Acrylic exterior paint type	Blue Balm	DULUX	Refer to Elevations	https://www.dulux.com.au/specifier/colour/blue-balm
	PA1	PAINT COLOUR Interior paint colour	Lexicon	DULUX	Walls & trim throughout interior	https://www.dulux.com.au/colour/lexicon
	PA2	PAINT COLOUR Interior paint colour	Ceiling White	DULUX	Ceilings & cornices throughout interior	https://www.dulux.com.au/specifier/products/615D0115















IMAGE (Indicative Only)	CODE	DESCRIPTION	FINISH/COLOUR	MANUFACTURER / SUPPLIER	COMMENTS	URL - WEBSITE
* or equal approved, Builder to price selection and seek approval for all alternatives.						
	PB1	WALL SHEETING Interior 10mm plasterboard wall sheeting	Painted	USG Boral	Existing facebrick and new brickwork walls throughout, excepting Wet Areas	https://www.usgboral.com/en_au/products/interior-linings/sheetrock-plasterboard/sheetrock-ceiling-board.html
	PB2	WALL SHEETING 10mm Wetstop Technical Board	Painted	USG Boral	Existing facebrick and new brickwork walls to Wet Areas	https://www.usgboral.com/en_au/products/interior-linings/technical-boards/wet-area-board.html
	PC1	POWDERCOAT Aluminum Window Frames	Colourbond Dune	DULUX	Aluminum Door & Windows – refer Door & Window Schedule	http://duluxpowders.com.au/products
	PT1	PARTITIONING	New Graphite	LAMINEX		REFERENCE
	SC1	STRUCTURAL CONCRETE SLAB	Natural			
	SGE	PAINT TYPE Semi-Gloss Enamel		DULUX		
	SS1	STAINLESS STEEL metal finish	Stainless Steel Brushed			
	TME	TO MATCH EXISTING				
	VF1	VINYL FLOOR Tapiflex Excellence 65 Acoustic heterogeneous vinyl	Equisse 3586014	TARKETT	Laid on concrete slab over levelling compound with acrylic emulsion glue applied with serrated trowel	http://professionals.tarkett.com.au/products/acoustic-heterogeneous-vinyl-heavy-traffic/tapiflex-excellence/tapiflex-excellence-65
	WT1	WALL TILES 200mm x 200mm ceramic tile	Spectrum White Gloss	Johnson Tiles	White grout	http://johnsontiles.com.au/

IMAGE (Indicative Only)	CODE	DESCRIPTION	FINISH/COLOUR	MANUFACTURER / SUPPLIER	COMMENTS	URL - WEBSITE
* or equal approved, Builder to price selection and seek approval for all alternatives.						
	WT2	WALL TILES – FEATURE HOB 100mm x 100mm ceramic tile	Spectrum Strawberry Gloss 615356	Johnson Tiles	White grout	http://johnsontiles.com.au/
	WT3	WALL TILES – FEATURE HOB 100mm x 100mm ceramic tile	Spectrum Teal Gloss 6153xx	Johnson Tiles	White grout	http://johnsontiles.com.au/
	WT4	WALL TILES – FEATURE SHOWER WALL 100mm x 100mm ceramic tile	Spectrum Sunflower Gloss 615344	Johnson Tiles	White grout	http://johnsontiles.com.au/
	ZC1	ROOF SHEETING Zincalume corrugated Custom Orb Blue	Zincalume	Lysaght	Refer Elevations & Materials & Finishes Legend	http://www.lysaght.com/products/custom-blue-orb
	ZN2	STRUCTURAL STEEL & ROOF FRAMING	Zincalume hot dipped/cold rolled	Lysaght		

Certificate of Design Compliance 11 January 2018
WA Building Certifiers & Assessors - Job No: 1005433

MATERIALS & FINISHES ROOM/AREA SCHEDULE

KONDININ COMMUNITY RECREATION CENTRE (Adds & Alts)

* Refer to Materials & Finishes Legend for details

ITEM	MATERIAL	FINISH CODE	COMMENTS
BUILDING EXTERIOR			
FLOOR/GROUND			
Main Entrance/ North Verandah/ South Verandah	Exposed Aggregate Concrete	EX1	NIC (Client information only)
Paths	Exposed Aggregate Concrete	EX1	NIC (Client information only)
Driveway & Service Yard	Bitumen	BT1	
WALLS			
Brickwork Generally	Clay face brick	BR1	To match existing
Brickwork Piers	Clay face brick	BR2	
DOORS			
General External Hinged Door Frame	Steel	PA3 / SGE	
General External Glazed Door Frame	Aluminum	PC1	
Timber Door Leaf - External	Solid core flush panel timber door	PA1 / FGE	
Glazed Door Leaf	Aluminum framed	PC1 / GF1	Visual strip per compliance with AS1288:2006 Glazing Code
Gate / Fence	Colorbond Steel	CB1	
Roller Doors	Colorbond Steel	CB1	
WINDOWS			
General Window Frames & Pressings	Aluminum	PC1	
General Window Glazing	Refer Specification and Door & Window schedule glazing type - obscure		
ROOF			
Eaves Lining - General	Fiber Cement	E1/LSA1	
Eaves Lining - Porch	Fiber Cement	E2/LSA1	
Fascia & Gables	Fiber Cement	E1 / LSA1, LSA2, LSA3	Refer Elevations for sheet colour layout
Exposed Roof Framing	Structural Steel	ZC2	
Exposed Beams	Structural Steel	ZC2	
Roof Sheeting	Zincalume Steel	ZC1	Fixings & Accessories to match
Flashing & Capping	Zincalume Steel	ZC1	Fixings & Accessories to match
Roof Vents, Cows	Zincalume Steel	ZC1	Fixings & Accessories to match
Gutters	Zincalume Steel	ZC1	Box gutter to detail. Fixings & Accessories to match
Downpipes	Zincalume Steel	ZC1	Fixings & Accessories to match
ARCH METALWORK			
Entrance Canopy Screen	Corten Weathering Steel	FS1	Refer Elevations for extent.
Entrance Canopy Screen Frame	Zincalume Steel	ZC2	
Gate & Fence	Colorbond Steel	CB1	

ITEM	MATERIAL	FINISH CODE	COMMENTS
BUILDING - INTERIOR			
ROOM 1 – MAIN ENTRANCE			
EXTERNAL	NOT APPLICABLE		
ROOM 2 – MULTIPURPOSE ROOM			
FLOOR			
Entrance & Adjacent Bar Surround	Porcelain Tiles	FT1	Extent show on Plan
Main Area	Carpet Tiles	CT1	Direct stick to concrete slab
WALLS			
General Wall	Plasterboard	PB1 / PA1 / LSA	Direct stick to internal brickwork
Skirting	Bullnose MDF, 10 x 40 mm	PA1 / FGE	To match existing
DOORS			
Internal Hinged Door Frame	Steel Frame	PA1 / FGE	Refer Specification for steel door frame profile
Timber Door Leaf - Internal	Solid core flush panel timber door	PA1 / SGE	
WINDOWS			
Frames & Sashes	Refer External Finishes	NA	
Window Sills	Nil	NA	
CEILING			
Main Area Ceiling	Suspended perforated acoustic metal strip	NA	Existing to be retained
North & South Addition Ceiling	Suspended slot perforated flush acoustic plasterboard	CG3 / PA2 / FFA	Refer Reflected Ceiling Plans for sheet and lighting trough layout
Cornice	Trim-tex J Bead 13mm negative detail	CC2 / PA2 / FFA	
ROOM 3 - BOWLS OFFICE			
FLOOR			
Vinyl	Vinyl sheet	VF1	Concrete lab to be levelled & sealed per manufacturers specifications
WALLS			
General Wall	Plasterboard	PB1 / PA1 / LSA	Direct stick to internal brickwork
Skirting	Bullnose MDF, 10 x 40 mm	PA1 / FGE	To match existing
DOORS			
Frames & Leaves	Refer External Finishes	NA	
WINDOWS			
Frames & Sashes	Refer External Finishes	NA	
Window Sills	Nil	NA	
CEILING			
Ceiling	Flush plasterboard	PA2 / FFA	Existing to be retained
Cornice	Plaster cove	CC1 / PA2 / FFA	

ITEM	MATERIAL	FINISH CODE	COMMENTS
BUILDING - INTERIOR			
ROOM 4 - BOWLS STORE			
FLOOR			
Flooring	Structural Concrete Slab	SC1	Broom finish
Skirting	Nil	NA	
WALLS			
General Wall	Sand finish render	LSA1	
DOORS			
Roller Door	Refer External Finishes	NA	
WINDOWS			
Frames & Sashes	Refer External Finishes		
Window Sills	Nil	NA	
CEILING			
Ceiling	Flush plasterboard	CG1 / PA2 / FFA	Manhole as Detailed & Specified
Cornice	Plaster Cove	CC1 / PA2 / FFA	

ROOM 5 – TENNIS & CRC STORE			
FLOOR			
Flooring	Structural Concrete Slab	SC1	Broom finish
Skirting	Nil	NA	
WALLS			
General Wall	Sand finish render	LSA1	
DOORS			
Roller Door	Refer External Finishes	NA	
WINDOWS			
Frames & Sashes	Refer External Finishes		
Window Sills	Nil	NA	
CEILING			
Ceiling	Flush plasterboard	CG1 / PA2 / FFA	
Cornice	Plaster Cove	CC1 / PA2 / FFA	

ITEM	MATERIAL	FINISH CODE	COMMENTS
BUILDING - INTERIOR			
ROOM 6 – STORE 2			
FLOOR			
Flooring	Vinyl sheet	NA	Existing to be retained
Skirting	Bullnose MDF, 10 x 40 mm	PA5 / FGE	To match existing
WALLS			
General Wall	Plasterboard	PB1 / PA1/ LSA	Direct stick to internal brickwork
DOORS			
Internal Hinged Door Frame	Steel Frame	PA1 / FGE	Refer Specification for steel door frame profile
Timber Door Leaf - Internal	Solid core flush panel timber door	PA1 / SGE	
WINDOWS			
Frames & Sashes	Nil	NA	
Window Sills	Nil	NA	
CEILING			
Ceiling	Flush Plasterboard	NA / PA2 / FFA	Existing to be retained
Cornice	Plaster Cove	CC1 / PA2 / FFA	
ROOM 7 - KITCHEN			
FLOOR			
Flooring	Vinyl on concrete	VF1	Slab to be levelled & sealed per manufacturers specifications
Skirting	Vinyl 150mm cove	VF1	150mm high AFL
WALLS			
General Wall	Plasterboard, unpainted	PB1	Direct stick to interior brickwork, unpainted to allow for future Kitchen design and installation
Splash Back	NIC	NA	Untiled to allow for future Kitchen design and installation
DOORS			
Roller Door - Servery	Steel roller door & tracks	PA1 / FGE	
Internal Hinged Door Frame	Steel Frame	PA1 / FGE	Refer Specification for steel door frame profile
Timber Door Leaf - Internal	Solid core flush panel timber door	PA1 / SGE	
WINDOWS			
Frames & Sashes	Refer External Finishes	NA	
Window Sill	NIC	NA	Untiled to allow for future Kitchen design and installation
CEILING			
Ceiling	Flush plasterboard	CG2 / PA2 / LSA	
Cornice	Plaster cove	CC1 / PA2 / FFA	
CABINET WORK	NIC	NA	Future Kitchen design and installation by Others
APPLIANCES	NIC	NA	Future Kitchen design and installation by Others

ITEM	MATERIAL	FINISH CODE	COMMENTS
BUILDING - INTERIOR			
ROOM 8 - PORCH			
EXTERNAL	NOT APPLICABLE		
ROOM 9 – FEMALE CHANGE ROOM			
FLOOR			
Flooring	Tile 300 x 300 mm	FT1	Grout colour to match tile
Skirting	Tile 200 x 200 mm	WT1	Single row, white grout
WALLS			
General Wall	Plasterboard	PB1 / PA1/LSA1	Direct stick to internal brickwork
Splash back & hob behind wall basins	Tile 100 x 100 mm	WT2	Feature RED tile with white grout
Shower walls	Tile 200 x 200 mm	WT1	Single row, white grout
DOORS			
Internal Hinged Door Frame	Steel Frame	PA1 / FGE	Refer Specification for steel door frame profile
Timber Door Leaf - Internal	Solid core flush panel timber door	PA1 / SGE	
WINDOWS			
Frames & Sashes	Refer External Finishes	NA	
Window Sill	Tile 200 x 200 mm	WT1	Cut to size, white grout
CEILING			
Ceiling	Flush plasterboard	CG4 / PA2 / LSA	
Cornice	Plaster cove	CC1 / PA2 / LSA	
TIMBER SEAT			
Timber slats	Salmon gum		Clear oiled finish
Steel bracket & Fixings	Stainless steel	SS1	
ROOM 10 – UNISEX UAT CHANGE ROOM			
FLOOR			
Flooring	Tile 300 x 300 mm	FT1	Grout colour to match tile
Skirting	Tile 200 x 200 mm	WT1	Single row, white grout
WALLS			
General Wall	Plasterboard	PB1 / PA1 / LSA	Direct stick to internal brickwork
Shower walls	Tile 100 x 100 mm	WT4	Feature YELLOW tile with white grout
DOORS			
Internal Hinged Door Frame	Steel Frame		
Timber Door Leaf - Internal	Solid core flush panel timber door	PA1 / SGE	
WINDOWS			
Frames & Sashes	Refer External Finishes	NA	
Window Sill	Tile 200 x 200 mm	WT1	Cut to size, white grout
CEILING			
Ceiling	Flush plasterboard	CG4 / PA2 / LSA	
Cornice	Plaster cove	CC1 / PA2 / LSA	

ITEM	MATERIAL	FINISH CODE	COMMENTS
BUILDING - INTERIOR			
ROOM 11 – CLEANERS STORE			
FLOOR			
Flooring	Tile 300 x 300 mm	FT1	Grout colour to match tile
Skirting	Tile 200 x 200 mm	WT1	Single row, white grout
WALLS			
General Wall	Plasterboard	PB1 / PA1/LSA	Direct stick to internal brickwork
Splash back behind cleaners sink	Tile 200 x 200 mm	WT1	Refer Room Elevations, white grout
DOORS			
Internal Hinged Door Frame	Steel Frame	PA1 / FGE	Refer Specification for steel door frame profile
Timber Door Leaf - Internal	Solid core flush panel timber door	PA1 / SGE	
WINDOWS			
Frames & Sashes	Nil	NA	
CEILING			
Ceiling	Flush plasterboard	CG1 / PA2 / LSA	
Cornice	Plaster Cove	CC1 / PA2 / LSA	
CABINET WORK			
Cabinetwork kickplate	Prefinished board	LA1	
End Panels	Nil	NA	Not Required
Carcass	Prefinished board	LA2	Matching 2mm ABS edging
Cupboard door handles	Refer FF & E schedule		

ROOM 12 – FEMALE AIR LOCK			
FLOOR			
Flooring	Tile 300 x 300 mm	FT1	Grout colour to match tile
Skirting	Tile 200 x 200 mm	WT1	Single row, white grout
WALLS			
General Wall	Plasterboard	PB1 / PA1/LSA1	Direct stick to internal brickwork
DOORS			
Internal Hinged Door Frame	Steel Frame	PA1 / FGE	Refer Specification for steel door frame profile
Timber Door Leaf - Internal	Solid core flush panel timber door	PA1 / SGE	
Exterior Frames & Leaves	Refer External Finishes	NA	
WINDOWS			
Frames & Sashes	Nil	NA	
CEILING			
Ceiling	Flush plasterboard	CG1 / PA2 / LSA	
Cornice	Plaster Cove	CC1 / PA2 / LSA	

ITEM	MATERIAL	FINISH CODE	COMMENTS
BUILDING - INTERIOR			
ROOM 13 – MALE AIR LOCK			
FLOOR			
Flooring	Tile 300 x 300 mm	FT1	Grout colour to match tile
Skirting	Tile 200 x 200 mm	WT1	Single row, white grout
WALLS			
General Wall	Plasterboard	PB1 / PA1/LSA1	Direct stick to internal brickwork
DOORS			
Internal Hinged Door Frame	Steel Frame	PA1 / FGE	Refer Specification for steel door frame profile
Timber Door Leaf - Internal	Solid core flush panel timber door	PA1 / SGE	
Exterior Frames & Leaves	Refer External Finishes	NA	
WINDOWS			
Frames & Sashes	Nil	NA	
CEILING			
Ceiling	Flush plasterboard	CG1 / PA2 / LSA	
Cornice	Plaster Cove	CC1 / PA2 / LSA	
ROOM 14 – MALE CHANGE ROOM			
FLOOR			
Flooring	Tile 300 x 300 mm	FT1	Grout colour to match tile
Skirting	Tile 200 x 200 mm	WT1	Single row, white grout
WALLS			
General Wall	Plasterboard	PB1 / PA1/LSA1	Direct stick to internal brickwork
Splash back & hob behind wall basins	Tile 100 x 100 mm	WT3	Feature BLUE tile with white grout
Shower walls	Tile 200 x 200 mm	WT1	Single row, white grout
DOORS			
Internal Hinged Door Frame	Steel Frame	PA1 / FGE	Refer Specification for steel door frame profile
Timber Door Leaf - Internal	Solid core flush panel timber door	PA1 / SGE	
WINDOWS			
Frames & Sashes	Refer External Finishes	NA	
Window Sill	Tile 200 x 200 mm	WT1	Cut to size, white grout
CEILING			
Ceiling	Flush plasterboard	CG4 / PA2 / LSA	
Cornice	Plaster cove	CC1 / PA2 / LSA	
TIMBER SEAT			
Timber slats	Salmon gum	Danish or Tung oil	Clear oiled finish
Steel bracket & Fixings	Stainless steel	SS1	

ITEM	MATERIAL	FINISH CODE	COMMENTS
BUILDING - INTERIOR			
ROOM 15 – STORE 1			
FLOOR			
Flooring	Existing concrete slab with steel float finish	NA	Maintain existing
Skirting	Bullnose MDF, 10 x 40 mm	PA1 / FGE	To match existing
WALLS			
General Wall	Plasterboard	PB1 / PA1 / LSA1	Direct stick to interior brickwork
DOORS			
Internal Hinged Door Frame	Steel Frame	PA1 / SGE	Refer Specification for steel door frame profile
Timber Door Leaf - Internal	Solid core flush panel timber door	PA1 / SGE	
WINDOWS			
Frames & Sashes	Refer External Finishes	NA	
CEILING			
Ceiling	Flush plasterboard	CG4 / PA2 / FFA	Manhole as Detailed & Specified
Cornice	Plaster cove	CC1 / PA2 / FFA	

ROOM 16 – BAR & COOLROOM			
FLOOR			NO WORKS
WALLS			NO WORKS
DOORS			NO WORKS
WINDOWS			NO WORKS
CEILING			NO WORKS
CABINET WORK			NO WORKS

Certificate of Design Compliance 11 January 2015
WA Building Certifiers & Assessors - Job No. J005433